


Welcome BGA Faculty & Staff!
Accreditation for Growth
March 2, 2007



- Student Performance Objectives Overview

Middle States Accreditation



- Plan for improvement
- Involves teachers, parents, students, and community
- Seal of approval




BISHOP GEORGE AHR
HIGH SCHOOL

AFG Process



- 12 Standards Self-Study completed
- Planning Team identifies Student Performance Objectives
- Teams develop Action Plans
- Teams develop Implementation Plans
- Middle States Validation Team Visit
- School begins to implement plans
- Planning Team annually reviews school's progress & modifies AFG Plan
- Middle States assesses progress at midpoint
- Cycle continues

AFG Student Performance Objective Requirements:




Is this objective stated as a desired end result in student performance?



- Every objective must be stated in terms of an improvement in student performance

Is this objective currently measurable?

- Key Questions:
 - What is being measured
 - How much growth/improvement is targeted
 - How will it be measured
 - When will it be achieved



Are multiple forms of assessment used to measure growth on this objective?

- While not required, Middle States encourages the use of multiple assessments



Is the objective measured by an external assessment?

- While not required for every objective, Middle States expects an external assessment for at least one of the Student Performance Objectives



Is the objective related to an improvement in an area of academics?

- It is expected that at least one objective will relate to an area of improvement in academics



Does this objective reflect expected growth in student performance over time?

- The objective should target expected growth over the next seven years



Is the baseline year noted as well as the year when the objective will be realized?



- The baseline data represents the starting point against which growth is compared.


Does the objective reflect the school's mission?

- There should be some clear and significant connection between the AFG objective and the school's mission and beliefs.




Are the objectives reasonable and achievable?

- Does the school have the resources and commitment required to achieve the stated goal?



Typical AFG Goals



- Student Faith
- Service Involvement
- Technology
- Student Academic Achievement

#1. Social Justice Objective

By 2014, the students will be better empowered to demonstrate their understanding of the social teachings of the Catholic Church, and take the next step of Christian Service by moving from direct service (helping people survive their present crises – “charity”) to social justice (removing the causes of those problems – “social change”).



Social Justice Objective ... continued

Baseline Data:

2006 - 2007 Currently, the principles of Catholic Social teaching are integrated into a teacher's lesson on the average of 1 period per day.

90% of the student population participates in charity work, while **2%** actually participate in social justice activities.

(Approximately 810 students of the 900 enrolled participate in charity work. Of the 900 students enrolled, 25 are members of the Pro Life Club, 10 are members of Amnesty International, 15 students participated in the Urban Challenge in January '07, 5 participated in Justice Works, 12 participated in Food Fast 2006)

Social Justice Objective ... continued

- a 70 percentage point increase (70% of 18=12) in the percentage of students engaged (2% of 900=18) in social justice activities
- **Baseline: 2006-07-2% of students are engaged in social justice activities**
- **This includes participation in all voluntary social justice activities such as: Pro-Life Club, Amnesty International, Food Fast Retreat, Justice Works, and the Romero Center Urban Challenge Renewal Program.**

#2. Academic Integrity

By 2014 Bishop Ahr students will actualize a personal, ethical code that frames their life choices and behaviors.



Academic Integrity.....continued

1. 2007-2008: develop an ethical standards survey which will establish baseline measurements of student and faculty behavior. Voluntary student participation in the resulting honor code will be used as assessment in ensuing years.

Academic Integrity.....continued

2. 2008-2009: work with representatives of all shareholder groups to establish the honor code of BGA in the area of cheating/plagiarism.

0 % student participation, new honor code program will be implemented next year.

Academic Integrity.....continued


- 2009-2010: first year implementation-- 10% of the student population will voluntarily participate in the honor code.
- 2010-2011: second year implementation—an additional 5% will voluntarily participate in the honor code program. 15% of the total student population will participate in the honor code program.

Academic Integrity.....continued

- 2011-2012: third year implementation— an additional 5% will voluntarily participate in the honor code program. 20% of the total student population will participate in the honor code program.
- 2012- 2013: fourth year implementation— an additional 5% will voluntarily participate in the honor code program. 25% of the total student population will participate in the honor code program.
- 2013-2014: Evaluation through administration of ethical standards test. Results may indicate the need to revise the existing honor code with consideration of broadening areas of action.


#3. Academic Standard

By 2014, Bishop Ahr High School students will demonstrate improved proficiency in the area of mathematics skills as it applies to critical thinking and problem solving of everyday challenges.




Academic Standard . . continued

- A 7 point increase on the school's average SAT Math score.
 - Baseline Data: 2005/2006 school year – 523 points
- By 2014 the percentage of student who pass Math & Problem Solving portion of the Test of Achievement and Proficiency (TAP) test on the first try will be greater than or equal to 93%.
 - Baseline Data: 2005/2006 school year – total number of students who passed the first time: 194 out of a total number of students taking the test: 209 representing a passing percentage of 93%



BGA Timeline



Stakeholder Input

- March 2, 2007: Feedback on Priority Areas and Objectives from Faculty/Staff
- February 16 – Submit Objectives to CSS-MSA
- Upon MSA approval, publish Objectives to Parents, Community via newsletter, website



Action/Implementation Teams

- ASAP Identify Team Leaders/Members
- Draft Action/Implementation Plans
- Ongoing – Refine
Action/Implementation Plans



Planning Team Target Dates

June 22 – Finalize Action &
Implementation Plans

Summer 2007 – Duplicate BGA/AFG
Binders for Visitation Team

Middle States Validation Team Visit –
November 2007!